

RiceAdvice-WeedManager

An Android-based app providing a range of adapted, field-level recommendations for weed management in rice



- ▶ RiceAdvice-WeedManager is an Android-based app that can be downloaded for free from the Google Play Store.
- ▶ It provides a range of adapted, field-level recommendations for weed management – *before, during* and *after* the main rice growing season – based on information entered for the farmer relating to his/her field conditions, available resources (financial, human and natural, and equipment) and prevailing weed problems.
- ▶ Can be adapted to any production systems in Africa.
- ▶ Field study shows that WeedManager increases rice yield by 1.9 t/ha (40%) compared to farmers’ practices in irrigated lowland rice fields in Senegal.
- ▶ It can be used by extension agents, private rice value chain actors (input dealers, seed producers, machinery service companies, farmer associations), and youth who want to produce recommendations for farmers and themselves.

How to use RiceAdvice-WeedManager

Step 1: Download RiceAdvice-WeedManager from Google Play on smartphone or tablet.



Step 2: Read RiceAdvice-WeedManager installation and user manual.



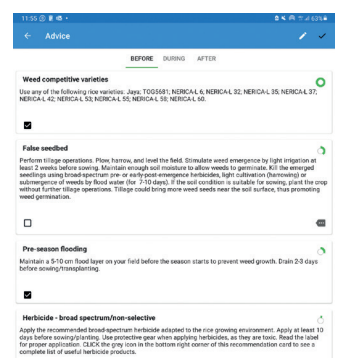
Step 3: Fill in farmers’ personal farming conditions: rice growing conditions, dominant weed species, tools and equipment, and budget.



Step 4: Get personalized recommendations that can be carried out BEFORE the season.

The screen displays a range of recommended practices ranked according to feasibility, and users will select suitable practices.

Example: Leveling, use of weed-competitive varieties, bunding.



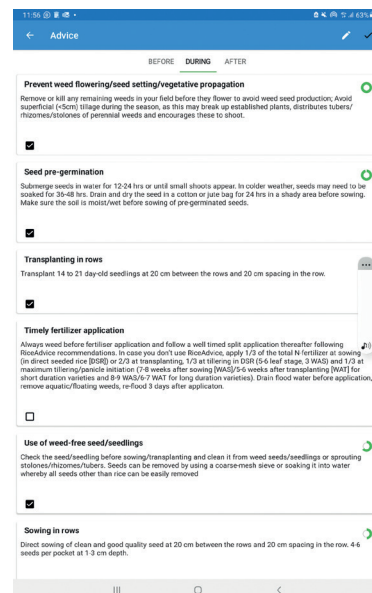
Step 5: Get personalized recommendations that can be carried out DURING the season.

Example: Herbicide use for post-emergence stage

Product: Baccara EC, Orizo plus, PROPA GOLD, Pronil plus, Propacal plus, Propocaplus 560 EC, Vespanil plus.

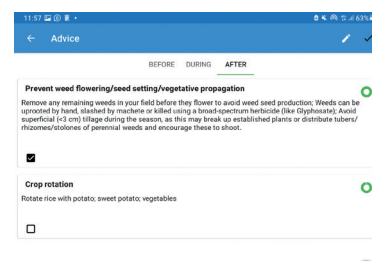
Application rate: 3.8 +0.72 kg a.i per ha.

Application advice: Apply at 2–5 leaf stage. Drain flooded fields 24 hours before application to expose weeds and reflood 1–4 days after treatment (in lowlands). Do not combine with insecticide within 14 days after application. Follow the safety and application instructions printed on the label of the product.

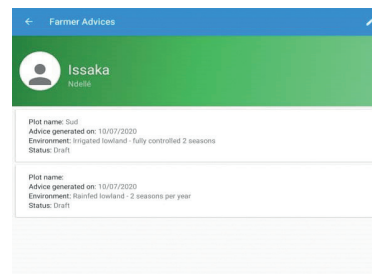


Step 6: Get personalized recommendations that can be carried out AFTER the season.

Example: Crop rotation: rotate rice with potato, sweet potato, vegetables.



Step 7: Save and follow farmer personalized advice.



Additional information

A wide range of videos related to weed management is available:

<https://www.riceadvice.info/en/weedmanager/>



Contact information

Dr Kazuki Saito: k.saito@cgiar.org

